

# Tail Risk Report

An outlook on asset classes based on potential tail gains and losses

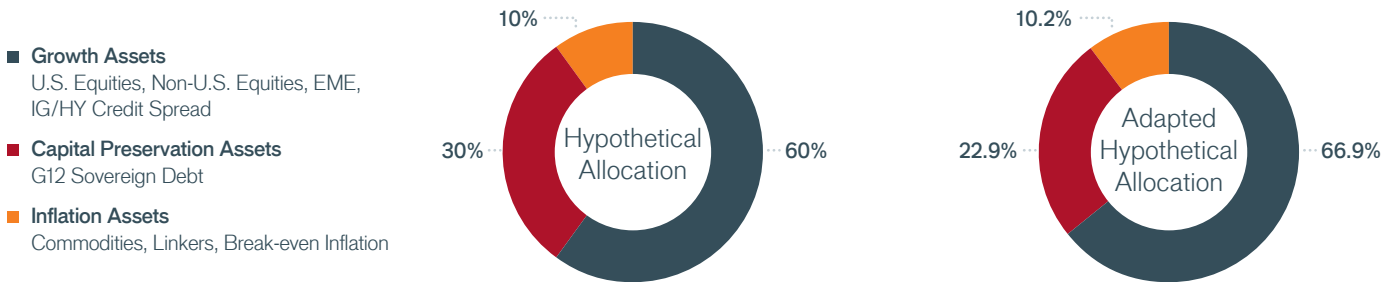
For Professional Investors Only | For Promotional Purposes

## Steady as you go...but stay vigilant


The theme of “steady as you go” continues to be alive and well in capital markets. Despite continuing talk of “late-cycle risk” and “recession and inverted yield curves,” our signals do not indicate any warning signs of a slowdown in economic activity. Actually, quite to the contrary, equity attractiveness remains firm and above its historical average. At the risk of sounding like a broken record, it is important to note that real interest rates still remain low, despite the fact they have risen from their troughs of several years ago.

### Impact of Tail Risk Signals on Hypothetical Asset Allocation

Using proprietary technology, **Janus Henderson’s Adaptive Multi-Asset Solutions Team** derives tail risk signals from options market prices on three broad asset classes. Given our current estimates of tail risks, we illustrate how those signals would impact a 60/30/10 allocation.



### Current Tail-Based Sharpe Ratios (ETG\*/ETL\*)



Our Adaptive Multi-Asset Solutions Team arrives at its monthly outlook using options market prices to infer expected tail gains (ETG) and expected tail losses (ETL) for each asset class. The ratio of these two (ETG/ETL) provides signals about the risk-adjusted attractiveness of each asset class. We view this ratio as a “Tail-Based Sharpe Ratio.” These tables summarize the current Tail-Based Sharpe Ratio of three broad asset classes.

Beginning in August 2016, the “Tail-Based Sharpe Ratios” have been normalized to 1.00 to allow for easier comparison across the three macroeconomic asset categories. \*We define ETG and ETL as the 1-in-10 expected best and worst two-month return for an asset class. Source: Janus Henderson Investors, as at 30 September 2018.

# Tail Risk Report

We have remarked time and time again that a key source of tail risk today is inflation. Should inflation unexpectedly spike to the upside, the Federal Reserve (Fed) and other central banks likely will be forced to abandon their gradual withdrawal of liquidity and adopt a more accelerated pace in unison with a more hawkish rate-hike campaign. This, in our view, would lead to a rapid rise in real rates that the economy may not be able to handle. This scenario would pose a very real threat of a market correction. Fortunately, our signs point to contained – rather than hyper – inflation ahead.

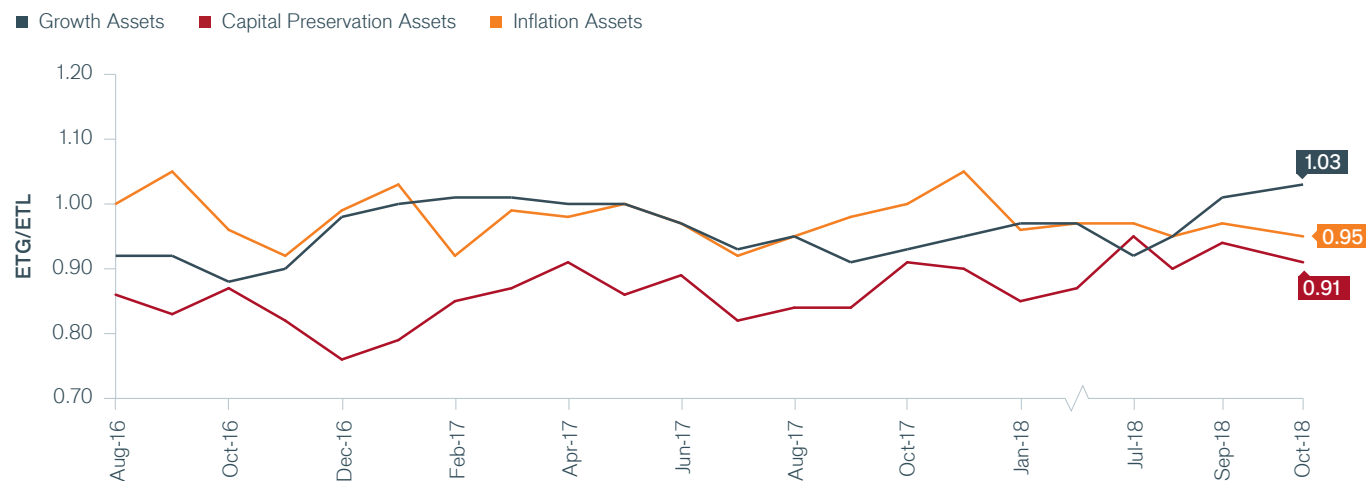
It may well be the case that the Fed's proactive rate-increase policy is keeping a lid on inflation, and we believe that the central bank will stay the course as evidenced by the continued unattractiveness of bonds, according to our signals.

In addition to our outlook on broad asset classes, Janus Henderson's Adaptive Multi-Asset Solutions Team relies on the options market to provide insights into specific equity, fixed income, currencies and commodity markets. The following developments have recently caught our attention:

- **Growth:** A key observation is that equity attractiveness has rotated regionally. While our signals have generally lauded the U.S. to be the most attractive region to gain equity exposure, we have recently witnessed international equities taking over, particularly so with Japan and emerging markets. Within the latter, China and Brazil are showing larger expected upside-to-downside ratios, pointing to higher-than-average attractiveness; Brazil, in fact, is showcasing the highest expected upside-to-downside ratio of any country globally.
- **Fixed Income:** We do not observe any absolute attractive duration opportunities globally, though on a relative basis, the U.S. duration appears more attractive than the international counterparts.
- **Commodity and Currency:** The euro appears quite unattractive versus the U.S. dollar, while ironically the Japanese yen is becoming more attractive. The options market may be pricing in concerns about Italy's deficit pains. Separately, oil is also showing higher-than-average attractiveness.

## Historical Monthly Tail-Based Sharpe Ratios

(Expected Tail Gain\* / Expected Tail Loss\*)



Source: Janus Henderson Investors, as at 30 September 2018.

---

For more information, please visit [janushenderson.com](http://janushenderson.com).

**Janus Henderson**  
INVESTORS

The views presented are as of the date published. They are for information purposes only and should not be used or construed as investment, legal or tax advice or as an offer to sell, a solicitation of an offer to buy, or a recommendation to buy, sell or hold any security, investment strategy or market sector. Nothing in this material shall be deemed to be a direct or indirect provision of investment management services specific to any client requirements. Opinions and examples are meant as an illustration of broader themes, are not an indication of trading intent, and are subject to change at any time due to changes in market or economic conditions. It is not intended to indicate or imply that any illustration/example mentioned is now or was ever held in any portfolio. No forecasts can be guaranteed and there is no guarantee that the information supplied is complete or timely, nor are there any warranties with regard to the results obtained from its use. In preparing this document, Janus Henderson Investors has reasonable belief to rely upon the accuracy and completeness of all information available from public sources. Past performance is no guarantee of future results. Investing involves risk, including the possible loss of principal and fluctuation of value.

Not all products or services are available in all jurisdictions. The distribution of this material or the information contained in it may be restricted by law and may not be used in any jurisdiction or any circumstances in which its use would be unlawful. The contents of this material have not been approved or endorsed by any regulatory agency. Janus Henderson is not responsible for any unlawful distribution of this material to any third parties, in whole or in part, or for information reconstructed from this material.

This material may not be reproduced in whole or in part in any form, or referred to in any other publication, without express written permission.

Issued in **Europe** by Janus Henderson Investors. Janus Henderson Investors is the name under which Janus Capital International Limited (reg no. 3594615), Henderson Global Investors Limited (reg. no. 906355), Henderson Investment Funds Limited (reg. no. 2678531), Henderson Investment Management Limited (reg. no. 1795354), AlphaGen Capital Limited (reg. no. 962757), Henderson Equity Partners Limited (reg. no. 2606646), Gartmore Investment Limited (reg. no. 1508030), (each incorporated and registered in England and Wales with registered office at 201 Bishopsgate, London EC2M 3AE) are authorised and regulated by the Financial Conduct Authority to provide investment products and

services. Advisory services in the **U.S.** are provided by SEC registered investment advisers that are subsidiaries of Janus Henderson Group plc. In **Canada**, products and services are offered through Janus Capital Management LLC only to institutional investors in certain jurisdictions.

Issued in (a) **Singapore** by Henderson Global Investors (Singapore) Limited, licensed and regulated by the Monetary Authority of Singapore. Henderson Global Investors (Singapore) Limited Company Registration No. 199700782N, (b) **Hong Kong** by Janus Henderson Investors Hong Kong Limited, licensed and regulated by the Securities and Futures Commission, (c) **Taiwan** R.O.C by Janus Henderson Investors Taiwan Limited, licensed and regulated by the Financial Supervisory Commission R.O.C., (d) **South Korea** by Janus Capital International Limited, (e) **Australia and New Zealand** by Janus Henderson Investors (Australia) Institutional Funds Management Limited (ABN 16 165 119 561, AFSL 444266) and (f) the **Middle East** by Janus Capital International Limited, regulated by the Dubai Financial Services Authority as a Representative Office. No transactions will be concluded in the Middle East and any enquiries should be made to Janus Henderson.

**Note to China (PRC), Africa and Colombia Readers:** Janus Henderson is (a) not licensed, authorised or registered with the China Securities Regulatory Commission for investment management business or otherwise approved by any PRC regulatory authorities to provide investment management services in the PRC. Janus Henderson Investors makes no representation and warranties that it is, and will be, in compliance with PRC laws. (b) not authorised in South Africa for marketing and (c) not authorised to market its products and/or services in Colombia or to Colombian residents unless such promotion and marketing is made in compliance with applicable rules and regulations.

**Outside of the U.S.:** For use only by institutional and sophisticated investors, qualified distributors, wholesale investors and wholesale clients as defined by the applicable jurisdiction. **Not for public viewing or distribution.**

Janus Henderson, Janus and Henderson are trademarks of Janus Henderson Investors. © Janus Henderson Investors. The name Janus Henderson Investors includes HGI Group Limited, Henderson Global Investors (Brand Management) Sarl and Janus International Holding LLC.