

Macro Quarterly

For global professional / qualified / institutional clients and investors and US retail clients and investors. For marketing purposes.

Macroeconomic themes and **tactical asset allocation opportunities**
2Q2021 | UBS Asset Management



Evan Brown
Head of Multi-Asset Strategy
Investment Solutions



Ryan Primmer
Head of Investment Solutions

Luke Kawa
Director
Investment Solutions

Max Luo
Director,
Investment Solutions

Stefan Sabo
Director,
Investment Solutions

Juha Seppala
Director,
Investment Solutions

Benjamin Suess
Director,
Investment Solutions

Joe McDonough
Investment Solutions

Going global at peak US exceptionalism

Highlights

- Invest in regions where it's still early cycle, like Europe and emerging markets: We believe that goods activity is strong globally and poised to stay so, with uneven vaccine access producing dispersion in service sector recoveries.
- US stimulus support appears to have peaked, and future policy actions are likely to include both higher spending and higher taxes. This reinforces our preference for procyclical, value, and international equities relative to broad equity beta.
- A tactical, temporary pause in the US Treasury selloff should catalyze a reversal of US dollar strength. Broadening economic momentum outside the US will likely sustain dollar softness.
- Emerging market currencies stand to benefit from fading headwinds and a turn in sentiment.

The remarkable economic progress since the depths of the pandemic-induced recession has a catch: It's no longer an early-cycle environment everywhere. We believe this means investors should adopt a more selective, discerning approach towards how much risk they take, and where they take it.

The good news is that it's still early cycle in much of the world outside the US. The lingering effects of COVID-19 and varied vaccine access are fostering dispersion in services sector performance. Meanwhile, global surveys of manufacturers indicate that activity is accelerating, new orders are firming, backlogs of work are elevated, and customer inventories are low: a recipe for robust future production. This combination bolsters the appeal of relative value procyclical positions compared to broad equity market beta.

From a top-down perspective, our high expectations for global growth justify a continued preference for equities over credit, and an underweight position in sovereign bonds. That being said, equity returns in 2021 have been front-loaded, in our view, particularly in the US. Stock price appreciation is likely to slow down as the year goes on.

We believe investors should overweight areas of the market levered to continued strength in global goods activity and which also have scope to positively surprise on services in the months ahead. This informs our preference for value stocks as well as ex-US developed market equities, and bearish stance on the US dollar, particularly versus European and high-beta emerging market currencies.

Peak policy support stateside

The USD 1.9 trillion round of US stimulus passed in March is the last iteration of purely stimulative, market-friendly pandemic relief we expect from Congress. Future measures probably will involve trade-offs – like physical infrastructure in tandem with corporate tax

increases. Such proposed policies would likely be more beneficial for the US economy and international equities than US stocks. Already, the effect of this stimulus on US growth is much more embedded in market expectations than its positive spillovers on activity abroad as US imports from the rest of the world accelerate, in our view.

Positive US data is no longer providing much of a boost to yields or the greenback. As such, we have renewed conviction on US dollar weakness, and take a more tactically neutral stance on US duration. Expectations for services sector normalization in the US are already lofty. This is evidenced by how much, and how soon, the market is pricing the Federal Reserve to lift interest rates.

Fed tightening is contingent on significant employment gains and sustained inflation. Services play an outsized role in both. We have much more faith in steady, sizeable employment gains than any persistent acceleration in price pressures beyond the telegraphed, base-effect driven jump in the second quarter.

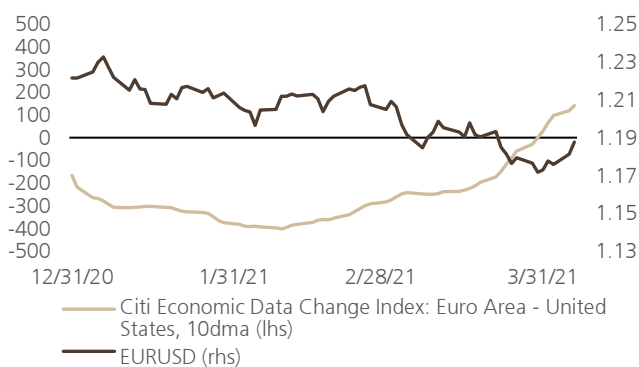
Some of these hawkish expectations are poised to ebb over time as the central bank reaffirms its commitment to keeping rates on hold until the recovery is complete, even as economic data remains strong. This will reverse what has been a key positive impulse for the US dollar to date in 2021.

In US equities, we prefer an equal weight index vs. the S&P 500. Relative earnings growth favors more cyclically-oriented stocks, and the skew of policy risks – in particular taxes – pose potentially more acute headwinds to mega-cap technology stocks.

Nowhere to go but Europe

Per published reports, Europe is underperforming the US and UK on COVID-19 case levels and vaccinations. This dynamic is thoroughly understood and priced in by the market – so

Exhibit 1: Euro support coming from the turn in economic data

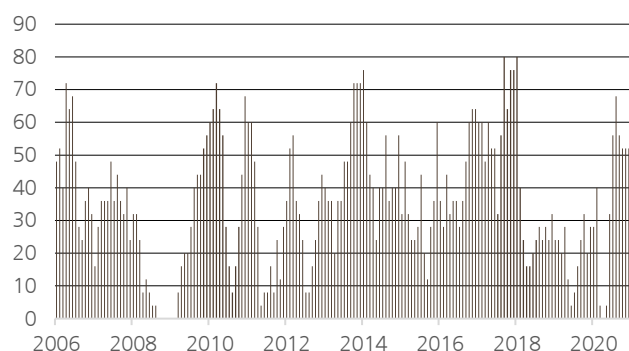


Source: UBS-AM, Bloomberg. Data as of 6 April 2021.

Note: The Citi Economic Data Change Index compares incoming economic data to their previous one-year average.

Exhibit 2: The good news is in the goods sectors

Percentage of 25 major countries with manufacturing PMIs both above 50 and above 3M ago level



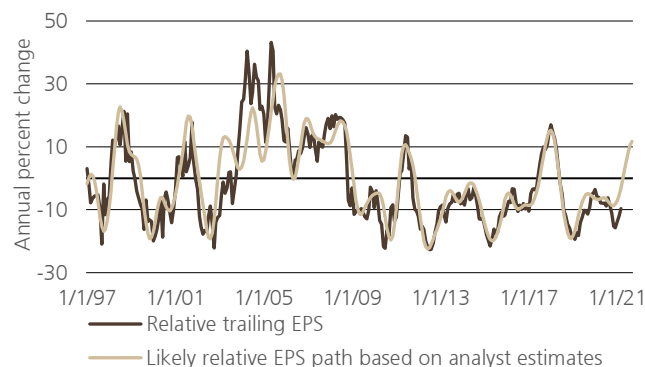
Source: UBS-AM, Macrobond. Data as of March 2021.

much so that recent news of renewed mobility restrictions did not spur any material underperformance of European assets.

Pervasive pessimism means the bar is low to exceed expectations on vaccinations going forward. And during broad global growth inflection points, European equities have tended to post superior earnings growth than their US counterparts due to their more cyclical orientation. We prefer to zero in on cyclically-gear segments in this region, including European banks and Italian equities. European data are also evolving more favorably than in the US for the first time since the Georgia runoff elections, with the continent fueling recent improvement in global factory activity. These developments fortify our call that European currencies will advance relative to the US dollar. In the first quarter, the euro posted its largest advance vs. the safe haven Swiss franc since 2017. This was about changes in global investor risk appetite, as opposed to an improvement in the European Union's economic fundamentals relative to Switzerland's.

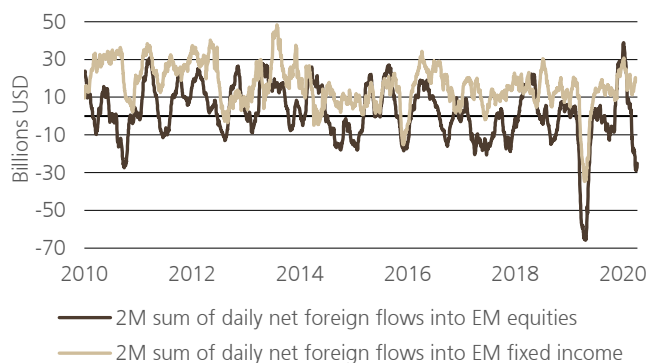
Exhibit 3: European profit growth outperformance on deck due to cyclical upswing

MSCI Europe less S&P 500 historical and expected earnings growth



Source: UBS-AM, Refinitiv Datastream. Data as of 5 March 2021.

Exhibit 4: The foreign investor exodus of EM equities suggests pessimism is overdone



Source: UBS-AM, Macrobond. Data as of 7 April 2021.

From anti-defensive to procyclical

The most consistent market trend in the first quarter was the selloff in defensive assets such as US Treasuries, gold, and the aforementioned Swiss franc. In our view, hopes for a durable economic normalization will begin to be realized in the second quarter. This will allow investors to shift from a distaste for defensive assets, associated with diminishing left-tail risks, towards an embrace of the procyclical assets that are relative beneficiaries in a durable economic normalization.

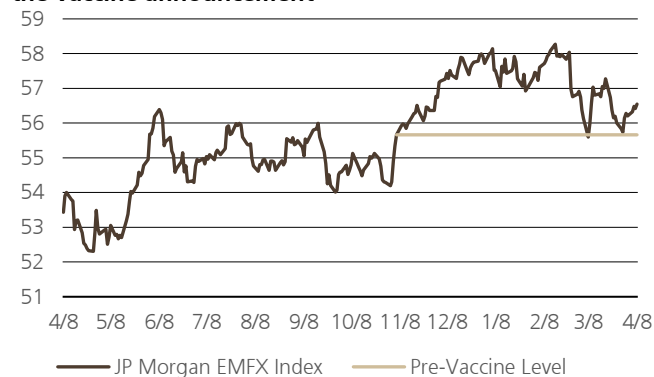
In our view, emerging markets currencies are the most primed to outperform during this phase. The asset class has already weathered three negative catalysts this year: a US real rate shock, foreign investor outflows, and an idiosyncratic, severe drawdown in Turkey.

All the while, EMFX has managed to largely hold support at the level it traded when the first vaccine announcement arrived in November. This was the crucial development that unlocked the vigorous global growth backdrop in place for 2021. Such an environment is generally positive for EM assets, even if in this instance these countries are not leading the upturn in global activity.

The Federal Reserve doesn't want real rates too much higher in the front end of the curve, as evidenced by the median official rates projection staying on hold through 2023 even as growth projections were increased. The European Central Bank is signaling pushback against increases in nominal yields that are not matched by an improvement in the medium-term inflation outlook. Meanwhile, some emerging market central banks are already embarking upon a telegraphed withdrawal of accommodation to right-size policy amid the higher Treasury yield environment. These divergent positions may help restore some of the carry appeal of EMFX.

Very uneven vaccine access and COVID-19 outcomes across EM remain key risks to be monitored. These headwinds are sufficiently offset by the continued resilience in global activity, particularly in goods sectors, and the higher risk premium in EM relative to other cyclical assets. We favor the Russian ruble, Brazilian real, Mexican peso, and Polish zloty. Diversifying

Exhibit 5: EMFX moved into a higher trading range since the vaccine announcement



Source: UBS-AM, Bloomberg. Data as of 8 April 2021.

among EMFX is an important tactic to diminish the risk of any single country-specific vulnerability casting a pall on total performance.

Risks to our view

The overarching risk to our preferred positioning is that the market's growth expectations prove overoptimistic.

We believe an abrupt withdrawal of policy support in China, perhaps exacerbated by a re-emergence of tensions with the new US administration, is the most plausible catalyst for a sustained reversal in procyclical positions across asset classes. This outcome is not our base case, but would likely see global duration rally and growth stocks outperform. Our short position in cyclical Asian currencies is therefore the most reliable, efficacious source of portfolio ballast to hedge against this risk, in our view.

A material retracement in US Treasury yields, rather than a tactical, measured pause in the sell-off, would also remove one element of cross-asset support for our relative value trades in equities. However, it is important to remember that the fundamental driver of value and international outperformance – superior earnings growth thanks to a robust economic recovery and more cyclical orientation – would continue to underpin this position.

Market participants may also begin to look ahead to 2022 and price in a substantial downshift in activity and earnings growth as economies pass peak policy support. This would also likely challenge our preferred trade set. However, we believe the magnitude of the stimulus already in the pipeline and the better starting point for household balance sheets entail that this expansion will age better than the recovery from the financial crisis. As such, it is too soon to call for a prolonged turn in this value over growth regime in equities given the likely economic momentum and lingering valuation gap.

Conclusion

We believe that vaccinations, coupled with economic resilience from China and accelerating activity in the US, are powerful catalysts that will lift all economic boats in the months ahead.

Relative value, rather than beta, is the most profitable way to position in this environment, based on the composition of global equity indexes and the nature of the most probable risks. Early cycle geographies where purchasing managers' indexes are rising, operating margins are improving, and services sector activity is poised to inflect higher are preferred.

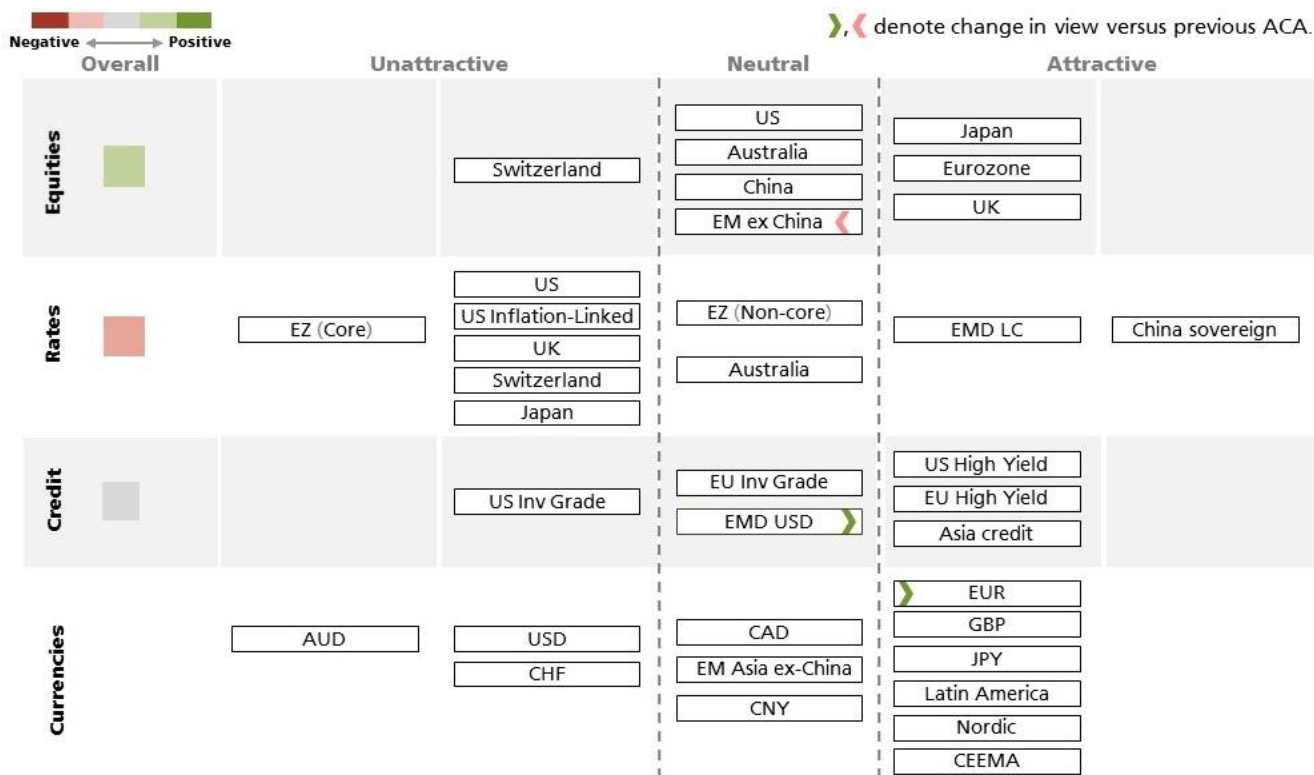
In our view, European and Japanese equities should outperform their US peers given their greater exposure to global growth and factory activity. The elevated risk premia available in emerging market currencies should compress as faith in the durability of the economic expansion swells. A tactical pause in the swift US Treasury selloff is likely to contribute to a fresh leg of

softening in the US dollar. Over the medium term, we believe that the Treasury curve will resume its steepening trend. Solid global goods activity and more expansive rebound in service sectors across different countries may help make this retreat in the greenback more persistent.

The primary market themes of the first quarter were US economic outperformance and the shunning of traditionally defensive assets. We believe the next three months will be characterized by investors shifting towards geographies where the environment is still early cycle, and lingering pessimism lays the foundation for outsized returns on increased evidence of the broadening recovery.

Asset class attractiveness (ACA)

The chart below shows the views of our Asset Allocation team on overall asset class attractiveness, as well as the relative attractiveness within equities, fixed income and currencies, as of 1 April 2021.



Source: UBS Asset Management Investment Solutions Macro Asset Allocation Strategy team as at 1 April 2021. Views, provided on the basis of a 3-12 month investment horizon, are not necessarily reflective of actual portfolio positioning and are subject to change.



Asset Class	Overall signal	UBS Asset Management's viewpoint
Global Equities	■	<ul style="list-style-type: none"> – Our outlook for stocks over the next 12 months remains positive. The economic recovery is likely to continue this year on the back of additional global fiscal stimulus, still accommodative financial conditions, and progress on the broad administration of effective COVID-19 vaccines. However, we believe much of the equity market returns in 2021 have been front-loaded, particularly in the US. – The global economic recovery to date has been stronger than expected, which we believe is not fully reflected in the performance of more economically-sensitive segments of the equity market. Given the magnitude of the equity rally in recent months, we see more upside in relative value opportunities that offer attractively priced exposure to the turn in global growth compared to beta exposures.
US Equities	■	<ul style="list-style-type: none"> – US equities continue to command premium valuations. The sectoral composition drives this dynamic, with a higher weighting towards acyclical defensive technology than other bourses. This characteristic may not prove a boon in the event that investors aim to boost cyclical exposure. Accordingly, we prefer US equal weight to market cap indexes. – Continued strong earnings, robust balance sheets, and unprecedented support from the Federal Reserve should continue to support US equities, but fiscal/tax policy risks are becoming more two-sided.
Ex-US Developed market Equities	■	<ul style="list-style-type: none"> – Non-US developed market equities are attractively valued and have significant exposure to the global economic recovery. – Negative COVID-19 and vaccinations developments in Europe are well-reflected in asset prices, and now have the scope to positively surprise. – Japanese stocks are attractively valued and have improving corporate fundamentals, with the domestic economy buoyed by substantial fiscal stimulus. – The new US administration's policy priorities should remove some of the lingering US protectionism discount embedded in international risk assets, while substantial US fiscal stimulus also has positive spillovers abroad.
Emerging Markets (EM) Equities (ex-China)	■	<ul style="list-style-type: none"> – Robust growth in China even as stimulus ebbs, one of our macroeconomic themes, is a positive for the asset class, particularly for countries with the tightest economic and financial linkages. Resilience in industrial metals on the heels of a strong rally is another leading indicator that points to a solid foundation for real activity. – However, EM equities face near-term challenges that include a narrowing in market breadth and negative turn in forward earnings growth relative to DM.
China Equities	■	<ul style="list-style-type: none"> – Recent data confirming resilience in factory activity following the Lunar New Year holiday helps allay some concerns that the Chinese growth impulse might be fading. However, a deceleration in policy support looms as a downside risk to equities. – We expect continued gains so long as there is no abrupt withdrawal of accommodation, but prefer international equities where the recoveries are less mature. – The new US administration will be more predictable in its relations with China, while continuing the process of economic decoupling in areas of strategic importance.
Global Duration	■	<ul style="list-style-type: none"> – The long end of sovereign curves is serving as a release valve for any signs of economic optimism as central bank commitments to keep policy rates low remain credible. We expect both increases in real rates and market-based measures of inflation compensation to contribute to further increases in yields. – On a tactical basis, we expect the sell-off in US Treasuries to pause and see more upside in other developed market sovereign bond yields. – Nonetheless, sovereign fixed income continues to play an important diversifying role in portfolio construction.



Asset Class	Overall signal	UBS Asset Management's viewpoint
US Bonds	■	<ul style="list-style-type: none"> – US Treasuries remain the world's preeminent safe haven and top source of risk-free yield. We expect a continued steepening in the yield curve as the global recovery gains traction, while flexible average inflation targeting increases the potential risk to the long end of the curve over time. The Federal Reserve's immense quantitative easing is an important countervailing force against even more dramatic issuance. Tweaks to the central bank's asset purchase program or explicit messaging would likely be deployed to push back against any increase in yields deemed detrimental to the burgeoning recovery or premature pricing of interest rate increases.
Ex-US Developed-market Bonds	■	<ul style="list-style-type: none"> – We continue to see developed-market sovereign yields outside the US as unattractive. The Bank of Japan's domination of the Japanese government debt market and success in yield curve control diminishes the use of the asset class outside of relative value positions. The potential for European fiscal integration and solid commitment to supporting economies during the pandemic are factors that may compress periphery spreads, but perhaps at the expense of rising core borrowing costs, as well.
US Investment Grade (IG) Corporate Debt	■	<ul style="list-style-type: none"> – Spreads have fully retraced thanks to policy support and an improving economic outlook, while all-in borrowing costs are well below pre-pandemic levels. US IG is one of the few sources of quality, positive yield available and therefore a likely recipient of ample global savings. However, the duration risk embedded in high-grade debt as the economy recovers as well as the potential for spread widening should threats to the expansions arise serve as material two-sided risks that weigh on total return expectations for this asset class.
US High Yield Bonds	■	<ul style="list-style-type: none"> – We expect carry, rather than spread compression, to drive total HY returns going forward. Coupons available will continue attracting buyers in a low-yield environment. – We believe that HY is more attractively valued and has less sensitivity to rising interest rates than IG bonds.
Emerging Markets Debt		<ul style="list-style-type: none"> – We have a neutral view on emerging market dollar-denominated bonds due to the balance of carry opportunity and duration risk.
US dollar	■	<ul style="list-style-type: none"> – Asian credit is enticingly valued and poised to perform well in environments in which growth expectations improve or plateau, so long as highly adverse economic outcomes fail to materialize.
Local currency	■	<ul style="list-style-type: none"> – From the perspective of USD-based investors, we expect total returns in EM local bonds will be enhanced by exchange rate movements.
Chinese Bonds	■	<ul style="list-style-type: none"> – Chinese government bonds have the highest nominal yields among the 10 largest fixed income markets globally as well as defensive properties that are not shared by most of the emerging-market universe. We believe that cooling domestic economic growth and inclusions to global bond market indices should put downward pressure on yields during the next 3-12 months.
Currency		<ul style="list-style-type: none"> – We have high conviction that the shrinking US yield premium, global turn in activity, and lessening protectionism risk premia herald a sustained turn in what is a still overvalued US dollar. We expect higher-beta EM currencies will outperform against the dollar on global progress towards a return to pre-pandemic norms. – Passing the peak in US economic outperformance is a likely catalyst for a fresh bout of broad dollar weakness.

Source: UBS Asset Management. As of 1 April 2021. Views, provided on the basis of a 3-12 month investment horizon, are not necessarily reflective of actual portfolio positioning and are subject to change.

A comprehensive solutions provider

UBS Asset Management Investment Solutions manages USD 145.7 billion (as of 31 December 2020). Our 100+ Investment

For marketing and information purposes by UBS. For global professional / qualified / institutional clients and investors and US retail clients and investors.

This document does not replace portfolio and fund-specific materials. Commentary is at a macro or strategy level and is not with reference to any registered or other mutual fund.

Americas

The views expressed are as of April 2021. The information contained herein should not be considered a recommendation to purchase or sell securities or any particular strategy or fund. Commentary is at a macro level and is not with reference to any investment strategy, product or fund offered by UBS Asset Management. The information contained herein does not constitute investment research, has not been prepared in line with the requirements of any jurisdiction designed to promote the independence of investment research and is not subject to any prohibition on dealing ahead of the dissemination of investment research. The information and opinions contained in this document have been compiled or arrived at based upon information obtained from sources believed to be reliable and in good faith. All such information and opinions are subject to change without notice. Care has been taken to ensure its accuracy but no responsibility is accepted for any errors or omissions herein. A number of the comments in this document are based on current expectations and are considered "forward-looking statements." Actual future results, however, may prove to be different from expectations. The opinions expressed are a reflection of UBS Asset Management's best judgment at the time this document was compiled, and any obligation to update or alter forward-looking statements as a result of new information, future events or otherwise is disclaimed. Furthermore, these views are not intended to predict or guarantee the future performance of any individual security, asset class or market generally, nor are they intended to predict the future performance of any UBS Asset Management account, portfolio or fund.

EMEA

The information and opinions contained in this document have been compiled or arrived at based upon information obtained from sources believed to be reliable and in good faith, but is not guaranteed as being accurate, nor is it a complete statement or summary of the securities, markets or developments referred to in the document. UBS AG and / or other members of the UBS Group may have a position in and may make a purchase and / or sale of any of the securities or other financial instruments mentioned in this document. Before investing in a product please read the latest prospectus carefully and thoroughly. Units of UBS funds mentioned herein may not be eligible for sale in all jurisdictions or to certain categories of investors and may not be offered, sold or delivered in the United States. The information mentioned herein is not intended to be construed as a solicitation or an offer to buy or sell any securities or related financial instruments. Past performance is not a reliable indicator of future results. The performance shown does not take account of any commissions and costs charged when subscribing to and redeeming units. Commissions and costs have a negative impact on performance. If the currency of a financial product or financial service is different from your reference currency, the return can increase or decrease as a result of currency fluctuations. This information pays no regard to the specific or future investment objectives, financial or tax situation or particular needs of any specific recipient. The details and opinions contained in this document are provided by UBS without any guarantee or warranty and are for the recipient's personal use and information purposes only. This document may not be reproduced, redistributed or republished for any purpose without the written permission of UBS AG. This document contains statements that constitute "forward-looking statements", including, but not limited to, statements relating to our future business development. While these forward-looking statements represent our judgments and future expectations concerning the development of our business, a number of risks, uncertainties and other important factors could cause actual developments and results to differ materially from our expectations.

UK

Issued in the UK by UBS Asset Management (UK) Ltd. Authorised and regulated by the Financial Conduct Authority.

APAC

This document and its contents have not been reviewed by, delivered to or registered with any regulatory or other relevant authority in APAC. This document is for informational purposes and should not be construed as an offer or invitation to the public, direct or indirect, to buy or sell securities. This document is intended for limited distribution and only to the extent permitted under applicable laws in your jurisdiction. No representations are made with respect to the eligibility of any recipients of this document to acquire interests in securities under the laws of your jurisdiction. Using, copying, redistributing or republishing any part of this document without prior written permission from UBS Asset Management is prohibited. Any statements made regarding investment performance objectives, risk and/or return targets shall not constitute a representation or warranty that such objectives or expectations will be achieved or risks are fully disclosed. The information and opinions contained in this document is based upon information obtained from sources believed to be reliable and in good faith but no responsibility is accepted for any misrepresentation, errors or omissions. All such information and opinions are subject to change without notice. A number of comments in this document are based on current expectations and are considered "forward-looking statements". Actual future results may prove to be different from expectations and any unforeseen risk or event may arise in the future. The opinions expressed are a reflection of UBS Asset Management's judgment at the time this document is compiled and any obligation to update or alter forward-looking statements as a result of new information, future events, or otherwise is disclaimed. You are advised to exercise caution in relation to this document. The information in this document does not constitute advice and does not take into consideration your investment objectives, legal, financial or tax situation or particular needs in any other respect. Investors should be aware that past performance of investment is not necessarily indicative of future performance. Potential for profit is accompanied by possibility of loss. If you are in any doubt about any of the contents of this document, you should obtain independent professional advice.

Australia

This document is provided by UBS Asset Management (Australia) Ltd, ABN 31 003 146 290 and AFS License No. 222605.

China

The securities may not be offered or sold directly or indirectly in the People's Republic of China (the "PRC"). Neither this document or information contained or incorporated by reference herein relating to the securities, which have not been and will not be submitted to or approved/verified by or registered with the China Securities Regulatory Commission ("CSRC") or other relevant governmental authorities in the PRC pursuant to relevant laws and regulations, may be supplied to the public in the PRC or used in connection with any offer for the subscription or sale of the Securities in the PRC. The securities may only be offered or sold to the PRC investors that are authorized to engage in the purchase of Securities of the type being offered or sold. PRC investors are responsible for obtaining all relevant government regulatory approvals/licenses, verification and/or registrations themselves, including, but not limited to, any which may be required from the CSRC, the State Administration of Foreign Exchange and/or the China Banking Regulatory Commission, and complying with all relevant PRC regulations, including, but not limited to, all relevant foreign exchange regulations and/or foreign investment regulations.

Hong Kong

This document and its contents have not been reviewed by any regulatory authority in Hong Kong. No person may issue any invitation, advertisement or other document relating to the Interests whether in Hong Kong or elsewhere, which is directed at, or the contents of which are likely to be accessed or read by, the public in Hong Kong (except if permitted to do so under the securities laws of Hong Kong) other than with respect to the Interests which are or are intended to be disposed of only to persons outside Hong Kong or only to "professional investors" within the meaning of the Securities and Futures Ordinance (Cap. 571) and the Securities and Futures (Professional Investor) Rules made thereunder.

Japan

This document is for informational purposes only and is not intended as an offer or a solicitation to buy or sell any specific financial products, or to provide any investment advisory/management services.

Korea

The securities may not be offered, sold and delivered directly or indirectly, or offered or sold to any person for re-offering or resale, directly or indirectly, in Korea or to any resident of Korea except pursuant to the applicable laws and regulations of Korea, including the Capital Market and Financial Investment Business Act and the Foreign Exchange Transaction Law of Korea, the presidential decrees and regulations thereunder and any other applicable laws, regulations or rules of Korea. UBS Asset Management has not been registered with the Financial Services Commission of Korea for a public offering in Korea nor has it been registered with the Financial Services Commission for distribution to non-qualified investors in Korea.

Malaysia

This document is sent to you, at your request, merely for information purposes only. No invitation or offer to subscribe or purchase securities is made by UBS Asset Management as the prior approval of the Securities Commission of Malaysia or other regulatory authorities of Malaysia have not been obtained. No prospectus has or will be filed or registered with the Securities Commission of Malaysia.

Singapore

This document has not been registered with the Monetary Authority of Singapore pursuant to the exemption under Section 304 of the SFA. Accordingly, this document may not be circulated or distributed, nor may the Securities be offered or sold, whether directly or indirectly, to any person in Singapore other than (i) to an institutional investor pursuant to Section 304 of the SFA.

Taiwan

This document and its contents have not been reviewed by, delivered to or registered with any regulatory or other relevant authority in the Republic of China (R.O.C.). This document is for informational purposes and should not be construed as an offer or invitation to the public, direct or indirect, to buy or sell securities. This document is intended for limited distribution and only to the extent permitted under applicable laws in the Republic of China (R.O.C.). No representations are made with respect to the eligibility of any recipients of this document to acquire interests in securities under the laws of the Republic of China (R.O.C.).

Source for all data and charts (if not indicated otherwise):
UBS Asset Management.



www.ubs.com/am-linkedin

© UBS 2021. The key symbol and UBS are among the registered and unregistered trademarks of UBS. All rights reserved.

AMMA-6412 04/21

www.ubs.com/am

