



BlackRock Global ETP Landscape

Monthly Snapshot | November 2016



The opinions expressed are as of November 30, 2016 and may change as subsequent conditions vary.

Summary

Global ETP Flows Surged in November Post-Election to Resume Record Year-to-date Pace

- Global ETPs gathered \$56.0bn in November, the best month since December 2014, following Donald Trump’s surprise victory in the U.S. presidential election with flows fueled by U.S. equities
- U.S. equity flows surged in the month, garnering new monthly flow records in small-caps, financials and industrials as well as strong flows to large-caps on hopes for new stimulus and favorable policies
- Fixed income remains on record year-to-date pace, with record monthly flows in U.S. TIPS funds of \$2.4bn while conventional Treasuries shed (\$2.0bn), dampened by prospects for higher rates in the U.S.
- Broad emerging markets (EM) equities and emerging markets debt shed (\$3.2bn) and (\$3.3bn), respectively, as the U.S. dollar strengthened
- Commodity fund flows were marked by sharp outflows from gold funds of (\$4.5bn)

BlackRock ETP Research

A cross-regional team analyzing global markets to deliver insights on the intersection of investment trends and ETP flows

For inquiries, please email ETPResearch@BlackRock.com

Global ETP Highlights	3
Year-to-date Overview	4
Reference schedules	
ETP Flows by Listing Region	5
ETP Flows by Exposure	6

Global ETP Highlights

Global ETPs gathered \$56.0bn in November, the best month since December 2014, with flows surging following Donald Trump's surprise victory in the U.S. presidential election. Election week flows accounted for almost three-fourths of the month's total, driven by U.S. equity funds as several U.S. equity indices touched record highs. Year-to-date flows climbed to \$321.2bn, ahead of 2015's record-setting pace.

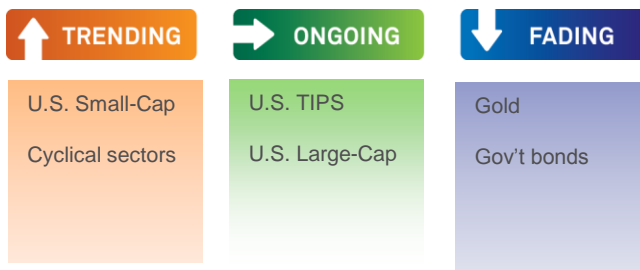
For the month, **U.S. large-caps** generated \$19.8bn and **U.S. small-caps** set a new monthly flow record of \$10.5bn, as investors weighed the election outcome (see below). Cyclical sector funds also gained, with several new monthly flow records. **Financials** saw the largest gains with \$8.3bn followed by **industrials** with \$4.9bn.

Within fixed income, **U.S. TIPS** funds set a new monthly flow record of \$2.4bn as inflation expectations widened amid signs of rising price pressures and policy emphasis shifting to fiscal stimulus. At the same time, conventional **Treasuries** shed (\$2.0bn), dampened by renewed focus on a possible Fed rate hike in December. Fixed income overall maintained year-to-date record pace with \$108.6bn.

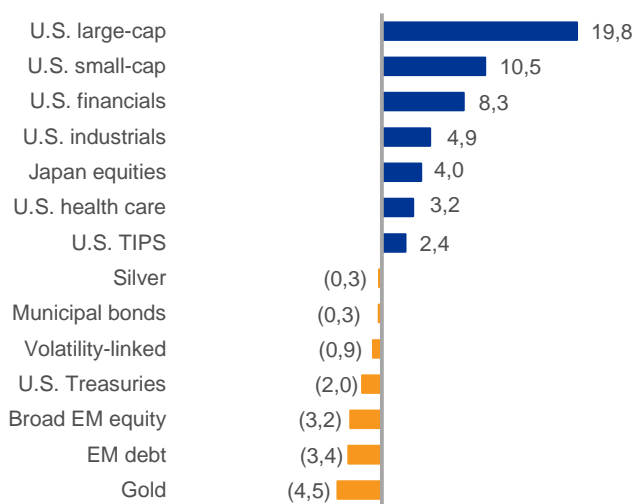
Emerging markets (EM) debt and **broad EM equities** shed (\$3.4bn) and (\$3.2bn), respectively, as the U.S. dollar strengthened considerably following the election. However, flows moderated over the course of the month and **Mexico** and **Russia** single country equity funds had their strongest flows this year with \$0.5bn and \$0.3bn, respectively.

Gold funds surrendered (\$4.5bn), battered by higher rates and improved prospects for economic growth.

Key investment themes / ETP flow trends



Global ETP Flows by Asset Class & Exposure¹ November 2016 Flows: \$56.0bn

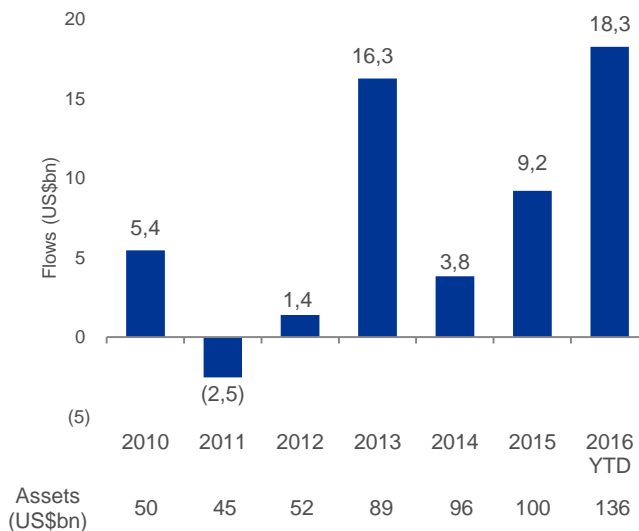


Spotlight on U.S. Small-Cap Equity ETPs

U.S. small-cap funds marked their best monthly flows ever, focused in the week of the U.S. presidential election and year-to-date flows of \$18.3bn are also on record pace. Much of these advances are attributed to investor speculation about several policies proposed by President-elect Trump:

1. Calls for lower corporate taxes may benefit small-cap stocks, which have tended to have higher effective tax rates than larger, multi-national firms
2. Smaller U.S.-based firms' lower overseas earnings may also be a boon if anti-trade rhetoric find its way into policy and domestic stimulus spending increases
3. Financial and energy companies, which make up significant portions of small-cap indices, are seen as more likely to get a lift from potentially lighter regulations

Flows to U.S. Small-Cap Equity ETPs by Year¹ Year-to-date flows: \$18.3bn



Year-to-date Overview

RESULTS AT A GLANCE¹

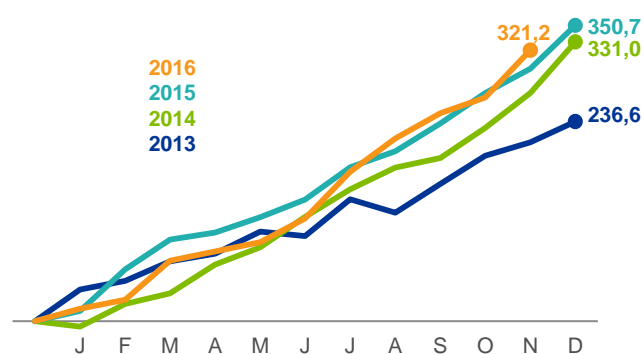
(US\$bn)	Nov 2016	Dec 2015	Nov 2015
Monthly flows	56.0	51.3	28.9
Year-to-date flows	321.2	350.7	299.4
Assets	3,410	2,961	2,974
# of ETPs	6,087	5,865	5,820

EQUITY SMART BETA FLOWS BY TYPE¹

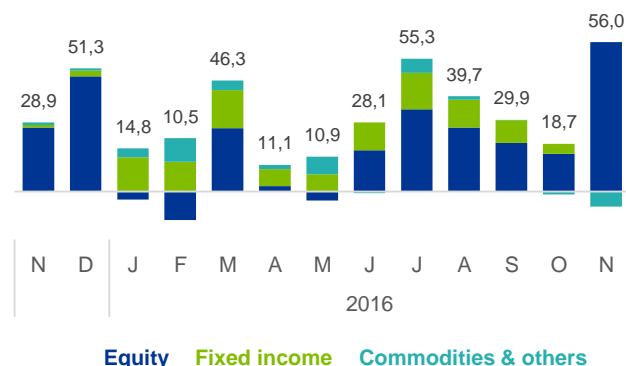
(US\$bn)	MTD Flows	2016 YTD Flows	Current Assets
Dividend	1.0	23.6	152
Multi-Factor	(0.3)	2.6	51
Low Volatility	(1.7)	16.0	47
Equal Weight	3.8	2.7	40
Single Exposure	1.5	3.4	23
Grand Total	4.3	48.2	313

CUMULATIVE ETP FLOWS¹

Year-to-date flows: \$321.2bn

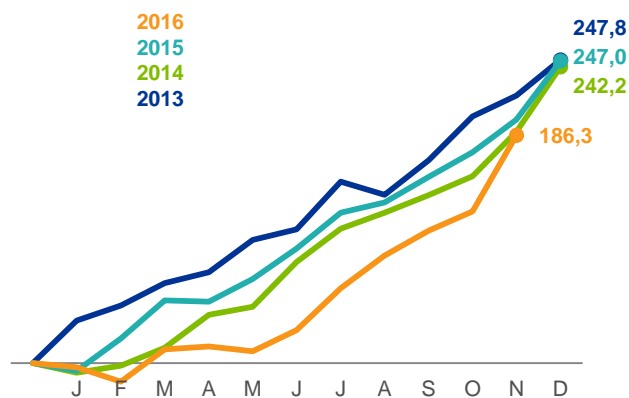


GLOBAL 13-MONTH ROLLING FLOWS¹



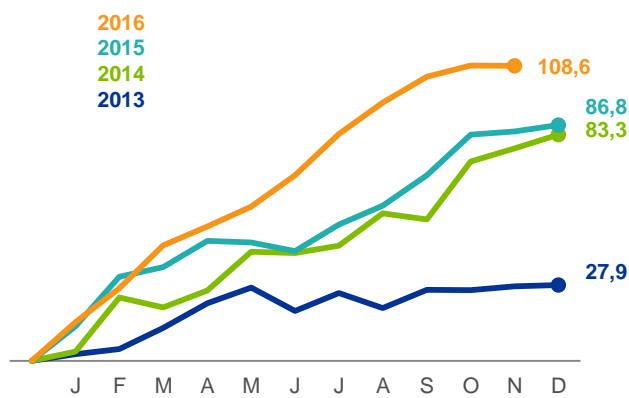
CUMULATIVE EQUITY ETP FLOWS¹

Year-to-date flows: \$186.3bn



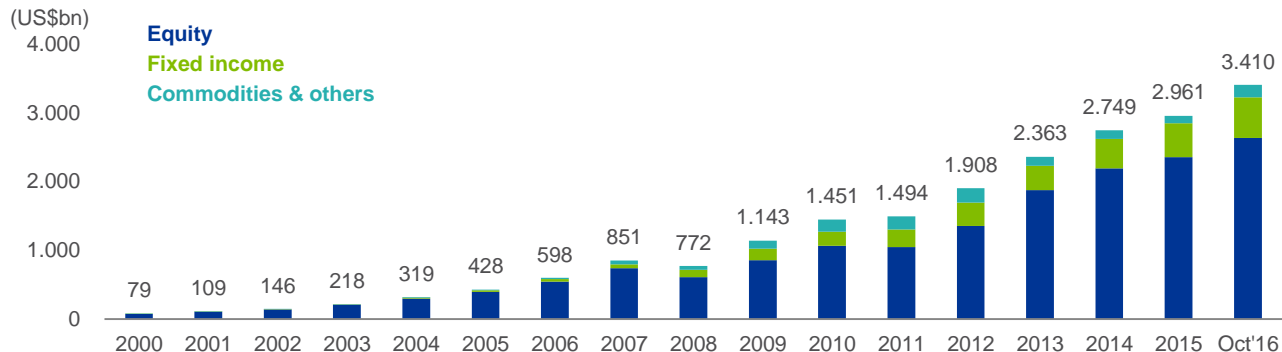
CUMULATIVE FIXED INCOME ETP FLOWS¹

Year-to-date flows: \$108.6bn



Year-to-date Overview (cont'd)

GLOBAL ETP ASSETS¹



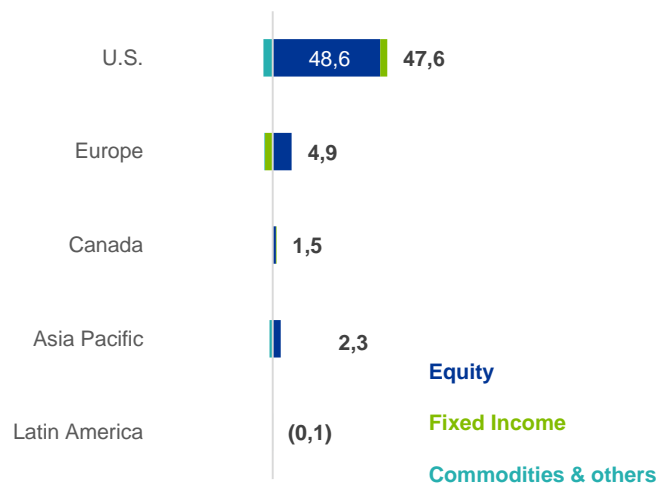
ETP Assets and Flows By Listing Region

ASSETS BY LISTING REGION¹

(US\$bn)	Equity	Fixed Income	Commodity & others	Total
U.S.	1,952	421	87	2,460
Europe	357	139	54	550
Canada	56	25	2	83
Asia Pacific	262	9	35	306
Latin America	4	0	0	5
Middle East & Africa	4	0	2	6
Total	2,636	594	179	3,410

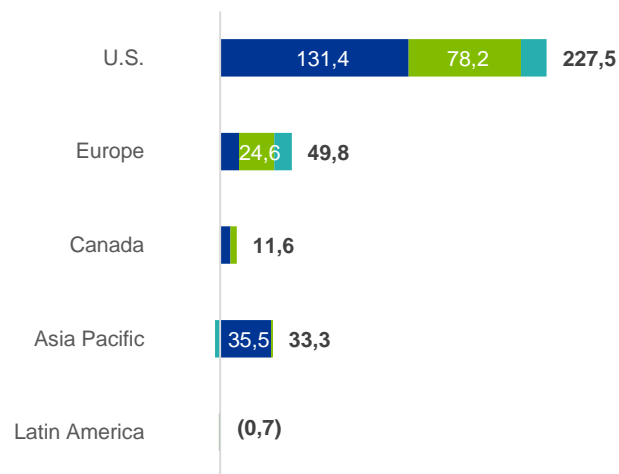
MONTH-TO-DATE FLOWS BY LISTING REGION¹

Month-to-date flows: \$56.0bn



YEAR-TO-DATE FLOWS BY LISTING REGION¹

Year-to-date flows: \$321.2bn



ETP Flows by Exposure

(US\$bn)		MTD Flows	2016 YTD Flows	Current Assets	
Equity	U.S.	52.2	133.9	1,569	
	Broad Developed Markets	5.1	38.6	327	
	Asia-Pacific	4.5	21.5	260	
	Europe	2.1	(36.4)	202	
	Canada	1.5	4.2	34	
	Developed Equity	65.4	161.7	2,392	
	Single Country	0.1	(2.4)	113	
	Broad	(3.2)	25.8	124	
	Regional	(0.1)	1.2	6	
	Emerging Markets Equity	(3.2)	24.6	244	
	Equity Total	62.2	186.3	2,636	
	Fixed Income	Investment Grade Corp	0.2	33.6	154
		High Yield Corp	1.4	7.4	58
Broad		0.4	21.8	102	
U.S. Treasury		(2.0)	2.1	56	
Sovereign		0.1	(1.8)	46	
Municipal		(0.3)	5.8	25	
Emerging Markets Debt		(3.4)	11.6	33	
Other Fixed Income		3.5	28.2	121	
Fixed Income Total		(0.1)	108.6	594	
Commodities	Gold	(4.5)	23.4	77	
	Crude oil	0.8	1.7	16	
	Silver	(0.3)	1.1	10	
	Agriculture	(0.1)	0.2	3	
	Other Precious Metals	(0.0)	0.2	3	
	Other Commodities	(0.2)	2.3	15	
	Commodities Total	(4.4)	28.9	125	
Other	Other Total	(1.7)	(2.6)	55	
Grand Total		56.0	321.2	3,410	

Endnotes

The ETP (or exchange traded product) category encompasses any portfolio exposure security that trades intra-day on an exchange. The data for this report are captured from a number of sources by BlackRock, including provider websites, fund prospectuses, provider press releases, provider surveys, Bloomberg, the National Stock Exchange, Strategic Insight Simfund, and Wind. All amounts are reported in US dollars. Flows are derived using daily net asset values and shares outstanding using the most recent data we can capture at month-end. For products with cross-listings, we attribute net flows and assets to the primary listings. For Middle East and Africa, assets and net flows data is not available. Assets are derived using shares outstanding and prices at the end of each month (or the closest date available). Where price is not available, we use an approximation. Product level information is aggregated by provider, asset class, exposure, and listing region to produce the various analyses in the report.

1. Data is as of November 30, 2016 for all regions. Global ETP flows and assets are sourced using Markit, as well as BlackRock internal sources. Flows for the years between 2010 and 2015 are sourced from Bloomberg as well as BlackRock internal sources. Flows for years prior to 2010 are sourced from Strategic Insights Simfund. Asset classifications are assigned by BlackRock based on product definitions from provider websites and product prospectuses. Other static product information is obtained from provider websites, product prospectuses, provider press releases, and provider surveys. Market returns are sourced from Bloomberg.

Index returns are for illustrative purposes only and do not represent actual Fund performance. Index performance returns do not reflect any management fees, transaction costs or expenses. Indexes are unmanaged and one cannot invest directly in an index. Past performance does not guarantee future results.

About BlackRock

BlackRock is a global leader in investment management, risk management and advisory services for institutional and retail clients worldwide. At September 30, 2016, BlackRock's AUM was \$5.1trillion. BlackRock helps clients around the world meet their goals and overcome challenges with a range of products that include separate accounts, mutual funds, iShares® ETFs (exchange traded funds), and other pooled investment vehicles. BlackRock also offers risk management, advisory and enterprise investment system services to a broad base of institutional investors through BlackRock Solutions®. As of June 30, 2016, the firm had approximately 13,000 employees in more than 30 countries and a major presence in global markets, including North and South America, Europe, Asia, Australia and the Middle East and Africa. For additional information, please visit the Company's website at www.blackrock.com.

Disclaimer

NOTICE TO RESIDENTS IN THE UK:

BlackRock Advisors (UK) Limited is authorised and regulated by the Financial Conduct Authority ('FCA'), having its registered office at 12 Throgmorton Avenue, London, EC2N 2DL, England, Tel +44 (0)20 7743 3000.

This document has been provided by BlackRock in a private and confidential manner to professional and or institutional investors (as such term is defined according to applicable regulations in the relevant jurisdiction) only upon express request.

This document is solely for informational and educational purposes only and represents an assessment of the market environment at a specific time and is not intended to be relied upon by the reader as research, a forecast of future events or a guarantee of future results.

This publication does not provide financial, investment or tax advice or information relating to the securities of any particular fund or other issuer. The information and opinions included in this publication are based on publicly available information, are subject to change and should not be relied upon for any purpose other than general information and education. This publication has been prepared without regard to the individual financial circumstances and objectives of those who receive it and the types of securities discussed in this publication may not be suitable for all investors.

The information included in this document has been taken from trade and other sources considered to be reliable. This document is published in good faith but no representation or warranty, express or implied, is made by BlackRock or by any person as to its accuracy or completeness and it should not be relied on as such. BlackRock or any of its directors, officers, employees or agents shall have no liability for any loss or damage arising out of the use or reliance on the material provided including without limitation, any loss of profit or any other damage, direct or consequential. Any opinions expressed in this document reflect our analysis at this date and are subject to change.

This is not a recommendation, offer or solicitation to buy or sell any securities or to adopt any strategy in any jurisdiction.

This document has not been prepared, reviewed or distributed by any broker-dealer affiliate of BlackRock and should not be deemed a product of any such affiliate.

BlackRock has not performed any due diligence on products which are not managed by BlackRock and accordingly does not make any remark on their suitability for investment purposes. Past performance is not a guide to future performance. Income is not fixed and may fluctuate. Exposure to foreign currencies can be affected by exchange rate movements.

This document or any portion hereof may not be reprinted, sold or redistributed without authorisation from BlackRock Advisors (UK) or its affiliates (together, 'BlackRock').

FOR RESIDENTS IN THE UNITED STATES:

This publication has not been prepared, reviewed or distributed by any broker-dealer affiliate of BlackRock and should not be deemed a product of any such affiliate. This publication does not provide financial, investment or tax advice or information relating to the securities of any particular fund or other issuer. The information and opinions included in this publication are based on publicly available information, are subject to change and should not be relied upon for any purpose other than general information and education. This publication has been prepared without regard to the individual financial circumstances and objectives of those who receive it and the types of securities discussed in this publication may not be suitable for all investors. The information included in this document has been taken from trade and other sources considered to be reliable. This document is published in good faith but no representation or warranty, express or implied is made by BlackRock or by any person as to its accuracy or completeness and it should not be relied on as such. BlackRock or any of its directors, officers, employees or agents shall have no liability for any loss or damage arising out of the use or reliance on the material provided including without limitation, any loss of profit or any other damage, direct or consequential. Any opinions expressed in this document reflect our analysis at this date and are subject to change. This is not a recommendation, offer or solicitation to buy or sell any securities or to adopt any strategy in any jurisdiction.

Disclaimer (continued)

NOTICE TO RESIDENTS IN AUSTRALIA:

Issued in Australia by BlackRock Investment Management (Australia) Limited ABN 13 006 165 975, AFSL 230523 ("BlackRock Australia") to institutional investors only. iShares® exchange traded funds ("ETFs") that are made available in Australia are issued by BlackRock Australia, iShares, Inc. ARBN 125 632 279 and iShares Trust ARBN 125 632 411. BlackRock Australia is the local agent and intermediary for iShares ETFs that are issued by iShares, Inc. and iShares Trust. BlackRock Australia is a wholly-owned subsidiary of BlackRock, Inc. (collectively "BlackRock"). A Product Disclosure Statement ("PDS") or prospectus for each iShares ETF that is offered in Australia is available at iShares.com.au. You should read the PDS or prospectus and consider whether an iShares ETF is appropriate for you before deciding to invest. iShares securities trade on ASX at market price (not, net asset value ("NAV")). iShares securities may only be redeemed directly by persons called "Authorised Participants". This information is general in nature, and has been prepared without taking into account any individual's objectives, financial situation, or needs. You should seek independent professional legal, financial, taxation, and/or other professional advice before making an investment decision regarding the iShares funds.

FOR INVESTORS IN CANADA:

The information and opinions herein are provided for informational purposes only, are subject to change and should not be relied upon as the basis for investment decisions. Past performance is not necessarily indicative of future performance. This document is not and should not be construed as a solicitation or offering of units of any funds or other security in any jurisdiction. No part of this publication may be reproduced in any manner without prior written permission of BlackRock Asset Management Canada Limited and/or its affiliates.

FOR INVESTORS IN HONG KONG:

Some of the funds mentioned herein have not been registered with the Securities and Futures Commission for offering or distribution in Hong Kong. Accordingly, this material may not be circulated or distributed, nor may the funds be offered or sold whether directly or indirectly, to any person in Hong Kong other than to a Professional Investor as defined in the Securities and Futures Ordinance ("SFO") (Cap. 571 of the laws of Hong Kong) and any regulations there under.

NOTICE TO RESIDENTS IN INDIA:

This document is intended for information purposes only and does not constitute investment advice or an offer to sell or solicitation of an offer to buy the funds described herein. This document has been provided by BlackRock in a private and confidential manner to financial intermediaries only upon their request. The funds mentioned herein have not been registered with any authorities in India.

NOTICE TO RESIDENTS IN JAPAN:

This document is solely for educational purposes and does not constitute advertisement of financial services targeted at investors in Japan. This document is intended for information purposes only and does not constitute investment advice or an offer to sell or solicitation of an offer to buy the funds described herein. This document has been provided by BlackRock in a private and confidential manner to Qualified Institutional Investors (as defined in the Financial Instruments and Exchange Law of Japan) only upon their request.

Disclaimer (continued)

FOR INSTITUTIONAL AND PROFESSIONAL INVESTORS ONLY IN LATIN AMERICA:

In Latin America, for Institutional and Professional Investors only. This material is solely for educational purposes only and does not constitute an offer or a solicitation to sell or a solicitation of an offer to buy any shares of any securities (nor shall any such securities be offered or sold to any person) in any jurisdiction within Latin America in which an offer, solicitation, purchase or sale would be unlawful under the securities law of that jurisdiction. It is possible that all or some of the funds mentioned or inferred to in this material have not been registered with the securities regulator of Brazil, Chile, Colombia, Mexico and Peru or any other securities regulator in any Latin American country, and thus, might not be publicly offered, purchased or sold within any such country. The securities regulators of such countries have not confirmed the accuracy of any information contained herein. No information discussed herein can be provided to the general public in Latin America.

NOTICE TO RESIDENTS IN SINGAPORE:

This document is provided by BlackRock (Singapore) Limited (company registration number: 200010143N) for use with institutional investors only. This document has not been registered as a prospectus with the Monetary Authority of Singapore (MAS). Some of the funds mentioned herein have not been registered with the MAS for distribution in Singapore. Accordingly, this and any other document or material in connection with the offer or sale of the Shares may not be circulated or distributed, nor may the Shares be offered or sold, whether directly or indirectly, to any person in Singapore other than (i) to an institutional investor pursuant to Section 304 of the Securities and Futures Act (SFA) or (ii) otherwise pursuant to, and in accordance with the conditions of, any other applicable provision of the SFA. First sales of the Shares acquired pursuant to Section 304 of the SFA are subject to the requirements under Section 304A of the SFA.

NOTICE TO RESIDENTS IN SOUTH AFRICA:

BlackRock Investment Management (UK) Limited is registered with the South African Financial Services Board, FSP No. 43288.

NOTICE TO RESIDENTS IN THAILAND:

This document is intended for information purposes only and does not constitute investment advice or an offer to sell or solicitation of an offer to buy the funds described herein. This document has been provided by BlackRock in a private and confidential manner to institutional investors only upon their request. The funds mentioned herein have not been registered with any authorities in Thailand, and accordingly, this document may not be circulated or distributed, nor may the shares of these funds be offered or sold whether directly or indirectly, to any person in Thailand.

NOTICE TO RESIDENTS IN VIETNAM:

This document is intended for information purposes only and does not constitute investment advice or an offer to sell or solicitation of an offer to buy the funds described herein. This document has been provided by BlackRock in a private and confidential manner to institutional investors only upon their request. The funds mentioned herein have not been registered with any authorities in Vietnam, and accordingly, this document may not be circulated or distributed, nor may the shares of these funds be offered or sold whether directly or indirectly, to any person in Vietnam.

© 2016 BlackRock Advisors (UK) Limited. All rights reserved. Registered Company No. 00796793. All rights reserved. Calls may be monitored or recorded.

BLACKROCK, BLACKROCK SOLUTIONS, and iSHARES, are registered and unregistered trademarks of BlackRock, Inc. or its subsidiaries in the United States and elsewhere. All other marks are those of their respective owners.