

# ESG and the Sustainability of Competitive Advantage

ACTIVE FUNDAMENTAL EQUITY | GLOBAL OPPORTUNITY TEAM | INVESTMENT INSIGHT | 2017

A holistic approach to sustainability—with respect to disruptive change, financial strength, environmental and social externalities and governance (also referred to as ESG)—helps us identify investment opportunities.

## AUTHORS



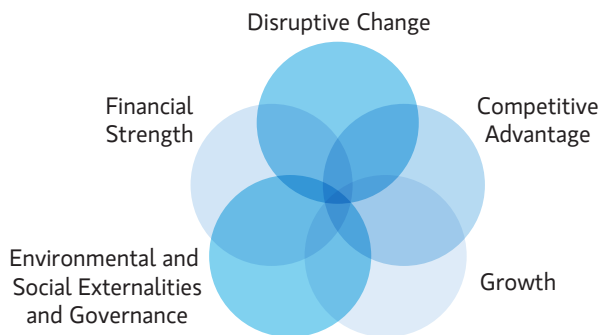
**KRISTIAN HEUGH**  
*Managing Director  
Global Opportunity Team*



**MARC FOX**  
*Executive Director  
Global Opportunity Team*

## DISPLAY 1

### Our Quality Assessment of Companies Has Always Incorporated Governance




The **Global Opportunity Team** has been investing since 2006 with continual evolution and innovation. Our focus on sustainable competitive advantages and the impact of disruptive change has always incorporated governance. (*Display 1*) Reflecting rising client interest, we recently formalized the explicit integration of ESG considerations into our investment process for our suite of Opportunity products.

## KEY HIGHLIGHTS

We believe that ESG factors are integral to assessing the quality of a company and thus are a vital part of our investment process.

Our ESG analysis focuses on areas that we believe are essential for a company to sustain competitive advantage over the long term.

We believe ESG factors should be a component of investment decisions, and we consider the valuation, sustainability and fundamental risks inherent in every portfolio position.



## ESG Is a Component of Quality

Our investment philosophy is simple: **Warren Buffett investment principles applied to growing companies.**<sup>1</sup>

We believe that by applying a price discipline to investments in high-quality companies, strictly defined as those we believe have competitive advantages and long-term growth that creates value, we can best capture opportunity and manage risk for clients.

We believe that ESG factors are integral to assessing the quality of a company and thus are a vital part of our investment process. As long-term investors, we aim to thoroughly understand the companies in which we invest. Our bottom-up investment process requires months of rigorous due diligence on companies. We meet with company management, competitors and suppliers while conducting a deep dive into the underlying business fundamentals. When we formulate our investment thesis on the quality of a company, we ask three key questions<sup>2</sup> to determine the *sustainability* of competitive advantage and how it can be monetized through growth:

- Is the company a disruptor or is it insulated from **disruptive change**?
- Does the company demonstrate **financial strength** with high returns on invested capital, high margins, strong cash conversion, low capital intensity and low leverage?
- Are there **environmental or social externalities** not borne by the company, or **governance and accounting risks** that may alter the investment thesis?

### ESG FACTORS MAY MATERIALLY IMPACT INVESTMENT RISK AND REWARD.

Businesses do not operate in a vacuum. In a global economy dependent on cross-border trade, complex supply

## DISPLAY 2

### Stock price performance one year following ESG risk event

ESG RISK EVENT	DATE	1 YEAR (%)
Energy accounting scandal	8/14/01	-99.6
Telecommunications accounting scandal	3/11/02	-98.6
Upper Big Branch Mine explosion	4/5/10	-52.7
Deepwater Horizon oil spill	4/20/10	-28.2
Automobile airbag recall	1/21/14	-53.5
Pharmaceutical accounting scandal	8/5/15	-91.5
Automobile emissions scandal	9/20/15	-26.4
<b>Average loss to shareholders after 1 year</b>		<b>-64.4</b>

Source: Bloomberg. Data as of November 30, 2016. Past performance is no guarantee of future results.

chains and diverse workforces spanning the globe, companies are increasingly confronted with environmental issues, such as climate change, water scarcity and pollution, as well as social factors including product safety and relationships with regulators and the communities in which they operate. In this context, ESG can directly impact a company's competitive positioning. Therefore, managing environmental and social factors is simply part of sustaining competitive advantage in today's economy.

**ESG EXTERNALITIES MAY NOT BE NOT FULLY PRICED INTO THE VALUE OF COMPANIES.** When companies externalize the price of environmental and social issues upon the communities in which they operate, they are by definition over-monetized—earning excess profits because the costs of externalities are not borne by the company. Investors risk paying the price when such excess is corrected and environmental and social costs are internalized to the company's income statement.

**ESG RISK EVENTS HAVE MATERIALLY DETRACTED FROM PERFORMANCE.** In recent years, shareholders have suffered substantial losses following ESG risk events (*Display 2*). The negative environment and social impacts of oil spills, mining explosions and unsafe products can be fatal, and the cost to shareholders can be severe. In addition, poor governance and accounting controls can undermine the success of even great businesses characterized by sustainable competitive advantages and long-term growth prospects. While there is no silver bullet to avoid such catastrophes, we believe that incorporating ESG analysis can mitigate these risks.

### ESG Growing in Importance

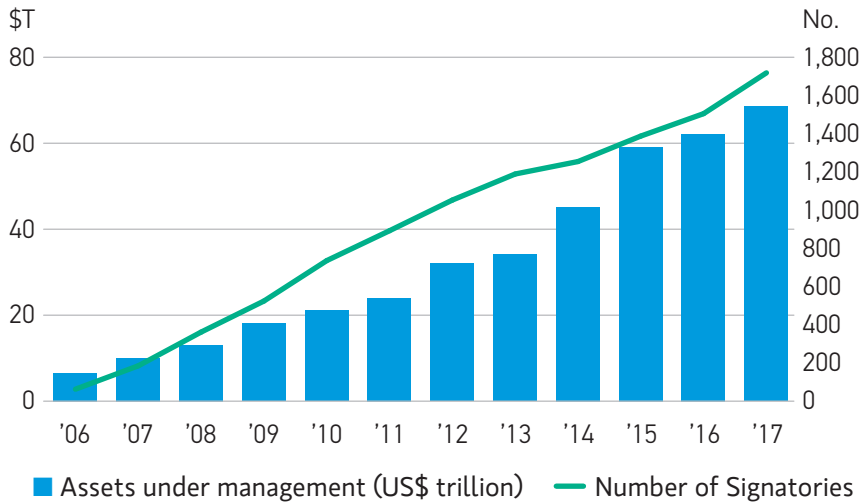
Our Opportunity Strategies, available on a Global, International and Asia ex Japan basis, are managed by the Global Opportunity Team based in Hong Kong. We are supported by a Corporate Governance Team comprised of professionals responsible for proxy voting, shareholder engagement and

<sup>1</sup> The team applies what they believe to be investment principles similar to those of Warren Buffett. No representation is being made that the team's investment results will be similar to those produced by investment portfolios managed by Warren Buffett.

<sup>2</sup> The information presented represents how the investment team generally applies their investment processes under normal market conditions.

**DISPLAY 3**  
**Growth of Principles for Responsible Investment (PRI)**

Investor signatories



Source: Principles for Responsible Investment (PRI). Data as of April 30, 2017.

Methodology: Total AUM includes reported AUM and AUM of new signatories provided in sign-up sheet that signed up by end of April of that year. Total AUM for the past three years excludes double counting resulting from subsidiaries of PRI signatories also reporting and external assets managed by PRI signatories. AUM for previous years include some element of double counting.

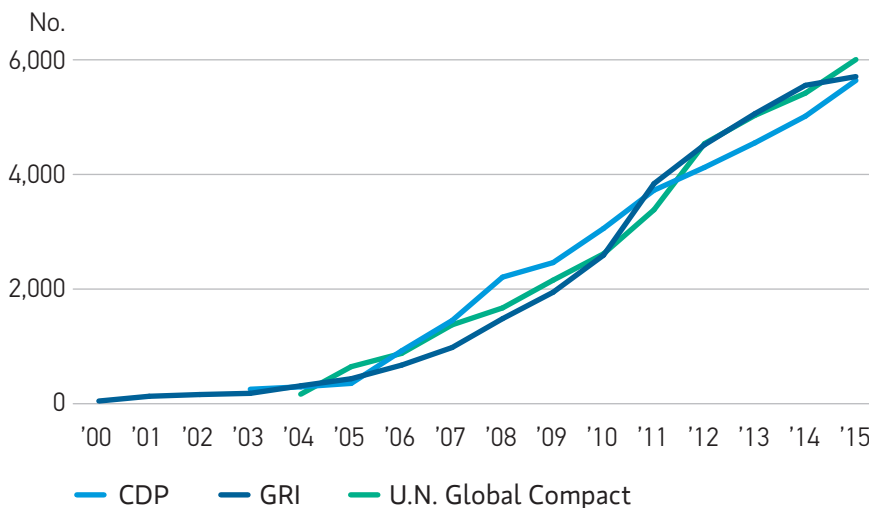
environmental, social and governance<sup>3</sup> initiatives across the Morgan Stanley Investment Management (MSIM) community of independent boutiques.

MSIM has been a signatory to the Principles for Responsible Investment (PRI)<sup>4</sup> since October 2013.<sup>5</sup> PRI launched in 2006 after the United Nations (U.N.) convened institutional investors and an expert group from the investment industry and civil society to provide a framework for “the systematic and explicit inclusion of material ESG factors into investment analysis and investment decisions.”<sup>6</sup> Over the past decade, PRI has grown to over 1,700 signatories, representing assets of \$68.4 trillion (*Display 3*).

In response to increasing questions regarding how sustainability impacts their business, many companies have implemented sustainability and corporate social responsibility programs, participate in voluntary initiatives and report on ESG standards. For example, in 2000, the U.N. launched the Global Compact to address principles of human rights, labor, environment and anti-corruption. Today, nearly 6,000 companies communicate on progress each year using voluntary reporting frameworks to address the lack of standards in corporate sustainability reporting, including the Carbon

**DISPLAY 4**  
**Growth of corporate sustainability reporting**

Companies



Source: Carbon Disclosure Project (CDP), Global Reporting Initiative (GRI), and United Nations Global Compact. Data as of November 30, 2016.

<sup>3</sup> Morgan Stanley Investment Management, *Our Approach on Environmental, Social, and Governance Factors* (May 2016).

<sup>4</sup> Principles for Responsible Investment, *The Six Principles*, available at: <https://www.unpri.org/about/the-six-principles>: 1. We will incorporate ESG issues into investment analysis and decision-making processes. 2. We will be active owners and incorporate ESG issues into our ownership policies and practices. 3. We will seek appropriate disclosure on ESG issues by the entities in which we invest. 4. We will promote acceptance and implementation of the Principles within the investment industry. 5. We will work together to enhance our effectiveness in implementing the Principles. 6. We will each report on our activities and progress toward implementing the Principles.

<sup>5</sup> PRI, *Reporting Framework* (November 2016). Information presented in this report is reported directly by signatories. It has not been audited by PRI. PRI makes no representation or warranties as to its accuracy of any error or omission.

<sup>6</sup> PRI, *A Practical Guide to ESG Integration for Equity Investing* (September 2016).

Disclosure Project (CDP)<sup>7</sup> and Global Reporting Initiative (GRI)<sup>8</sup> (*Display 4*). Markets now have vast quantities of ESG data available to incorporate within their broader investment mosaic to help inform investment decision making.

### ESG Analysis

Our ESG analysis focuses on a company's ability to sustain competitive advantage over the long term. In considering candidates for our portfolios, we assess companies' ESG-oriented strengths and vulnerabilities across several dimensions:

**ENVIRONMENT.** Environmental management to minimize externalities is crucial to efficient operations. Reducing consumption of energy, water and other resources while reducing emissions, waste and pollution may mitigate costs and improve profitability.

**CONSUMERS.** Companies can protect their reputation by ensuring product safety, responding to consumer preferences and investing in communities through philanthropic efforts.

**EMPLOYEES.** Attracting and retaining talent is crucial, given skilled human capital shortages. Understanding workplace policies with regard to compensation, development, health and safety of employees is important to ensure good relations between companies and their greatest assets.

**SUPPLIERS.** Continuity of supply chains through effective management of operations and regular supplier audits is increasingly important in an interconnected world.

**REGULATORS.** The potential impact of any regulatory and legislative changes that could alter an investment thesis warrants assessment.

**GOVERNANCE.** Analysis can focus on management incentives, capital allocation, independent and engaged boards, and transparency of accounting. Within the emerging markets, where rule of law and corporate governance standards can be lower than developed markets, additional due diligence steps are necessary. Risks stemming from corruption, political instability, governance and accounting issues must be thoroughly investigated.

For every emerging market company, we commission a full due diligence report, including a background check on company management, board directors and cross-holdings, court and tax filings, and local language press to assess governance risk.

This is not an exhaustive list, and we are cognizant of the fact that ESG risks from emerging areas such as nanotechnology or genetically modified organisms can be difficult to quantify. Regional differences in legal and regulatory policies and inconsistencies in data are common challenges. Social issues can take on different meanings and context in different parts of the world. We do not claim to have figured out all the answers—we can only state how we incorporate ESG within our investment process.

To be clear, ESG integration should not be confused with socially responsible investing (SRI), which traces its origins to religious organizations investing in a manner consistent with their ethical values.<sup>9</sup> SRI strategies typically practice negative screening to exclude companies involved in “sin” industries such as gaming or tobacco, or complicit in human rights abuses such as slave trade or apartheid. Nor is ESG integration a thematic approach focused on “green investing” in environmental technologies or “impact investing”

emphasizing social values such as poverty alleviation.

Incorporating ESG-related potential risks and opportunities within an investment process is about ensuring long-term stewardship of capital.

### ESG Factors Influence Investment Decisions

We consider the valuation, sustainability and fundamental risks inherent in every portfolio position. As bottom-up investors, we do not apply top-down ESG positive/negative screens to a benchmark. Nor do we utilize ESG scorecards from third parties which rank companies versus industry peers. In other words, ESG in isolation is not a principal driver of our investment thesis; it is but one component of our quality assessment. Over the years, our research has identified ESG risks that diminished the investment thesis of several companies and resulted in the sale of (or decision not to invest in) a company's securities. For example:

- We sold a position in an Asian infrastructure company due to governance concerns and lack of accounting transparency. We noticed an auditor footnote in the annual report that indicated a disagreement with management on revenue recognition of a single related-party transaction. Upon in-depth analysis, we determined that aggressive accounting likely masked a deterioration of the business fundamentals. Subsequently, not a single sell-side analyst highlighted this scenario, indicating lack of proper due diligence and limited concern for governance in this emerging market.
- We decided not to invest in an Asian retail company due to governance concerns following our due diligence

<sup>7</sup> Carbon Disclosure Project (CDP), Global Climate Change Report (September 2015).

<sup>8</sup> Global Reporting Initiative (GRI), Sustainable Disclosure Database (2016).

<sup>9</sup> The Forum for Sustainable and Responsible Investment, *SRI Basics*.

on company management, board of directors and holdings structure uncovered company purchases of family assets.

- We sold a position in a European consumer products company after determining that its competitive advantage was not sustainable as it externalized the healthcare costs of tobacco products and was therefore over-monetized while reliant on pricing growth due to declining unit volumes.

- We decided not to invest in a U.S. fossil fuel company due to the increased risk of environmental regulation and potential disruptive change from the declining cost of solar and advances in battery technologies.

### Long-Term Ownership Mindset

We seek to own big ideas that win over time. Investing as long-term owners allows us to concentrate capital in our highest-conviction ideas for typical

holding periods of three to five years. Over extended time horizons, we believe that ESG risks are more likely to materialize and externalities are more likely to be priced into the value of securities. Therefore, we continue to innovate and evolve our process and believe that integrating ESG within our investment analysis improves the investment risk and reward profile of client portfolios.

### ABOUT OPPORTUNITY STRATEGIES

Morgan Stanley Investment Management's (MSIM) Global Opportunity Team manages highly differentiated, concentrated portfolios that invest across geographies, sectors and market capitalizations. Our Opportunity Strategies—managed by Kristian Heugh, and available on a Global, International and Asia ex Japan basis—seek long-term capital appreciation by investing in high-quality companies that the investment team believes are undervalued at the time of purchase.

Our investment process integrates analysis of sustainability with respect to disruptive change, financial strength, environmental and social externalities and governance (also referred to as ESG); and fundamental analysis of competitive advantages that can be monetized through growth.

Our portfolios are concentrated in our highest conviction ideas. We seek to hold 30 to 45 positions with our top 10 holdings generally accounting for 50% of our portfolios. The result is a suite of portfolios that look very different from the benchmark, with active share generally 90% or higher, and tracking error ranging from 5 to 10%.

### RISK CONSIDERATIONS

There is no assurance that a portfolio will achieve its investment objective. Portfolios are subject to market risk, which is the possibility that the **market value** of securities owned by the portfolio will decline. Accordingly, you can lose money investing in these portfolios. Please be aware that these portfolios may be subject to certain additional risks. Changes in the worldwide economy, consumer spending, competition, demographics and consumer preferences, government regulation and economic conditions may adversely affect global franchise companies and may negatively impact these portfolios to a greater extent than if these portfolios' assets were invested in a wider variety of companies. In general, **equity securities'** values also fluctuate in response to activities specific to a company. **Exchange traded funds (ETFs)** shares have many of the same risks as direct investments in common stocks or bonds and their market value will fluctuate as the value of the underlying index does. By investing in exchange traded funds (ETFs), the portfolio absorbs both its own expenses

and those of the ETFs it invests in. Supply and demand for ETFs may not be correlated to that of the underlying securities. Investments in **foreign markets** entail special risks such as currency, political, economic, and market risks. The risks of investing in **emerging market countries** are greater than risks associated with investments in foreign developed markets. **Asia market** entails liquidity risk due to the small markets and low trading volume in many countries. In addition, companies in the region tend to be volatile and there is a significant possibility of loss. Furthermore, because the strategy concentrates in a single region of the world, performance may be more volatile than a global strategy. **Privately placed and restricted securities** may be subject to resale restrictions as well as a lack of publicly available information, which will increase their illiquidity and could adversely affect the ability to value and sell them (liquidity risk). **Derivative instruments** may disproportionately increase losses and have a significant impact on performance. They also may be subject to counterparty, liquidity, valuation, correlation and market risks.

**DEFINITIONS**

**Active share** is the fraction of the portfolio or fund that is invested differently than its benchmark as of the last day of the reporting period. A portfolio with a high degree of Active share does not assure a fund's relative outperformance.

**DISTRIBUTION**

**This communication is only intended for and will only be distributed to persons resident in jurisdictions where such distribution or availability would not be contrary to local laws or regulations.**

**United Kingdom:** Morgan Stanley Investment Management Limited is authorised and regulated by the Financial Conduct Authority. Registered in England. Registered No. 1981121. Registered Office: 25 Cabot Square, Canary Wharf, London E14 4QA, authorised and regulated by the Financial Conduct Authority. **Dubai:** Morgan Stanley Investment Management Limited (Representative Office, Unit Precinct 3-7th Floor-Unit 701 and 702, Level 7, Gate Precinct Building 3, Dubai International Financial Centre, Dubai, 506501, United Arab Emirates. Telephone: +97 (0)14 709 7158).

**Germany:** Morgan Stanley Investment Management Limited Niederlassung Deutschland Junghofstrasse 13-15 60311 Frankfurt Deutschland (Gattung: Zweigniederlassung (FDI) gem. § 53b KWG). **Italy:** Morgan Stanley Investment Management Limited, Milan Branch (Sede Secondaria di Milano) is a branch of Morgan Stanley Investment Management Limited, a company registered in the UK, authorised and regulated by the Financial Conduct Authority (FCA), and whose registered office is at 25 Cabot Square, Canary Wharf, London, E14 4QA. Morgan Stanley Investment Management Limited Milan Branch (Sede Secondaria di Milano) with seat in Palazzo Serbelloni Corso Venezia, 16 20121 Milano, Italy, is registered in Italy with company number and VAT number 08829360968. **The Netherlands:** Morgan Stanley Investment Management, Rembrandt Tower, 11th Floor Amstelplein 1 1096HA, Netherlands. Telephone: 31 2-0462-1300. Morgan Stanley Investment Management is a branch office of Morgan Stanley Investment Management Limited. Morgan Stanley Investment Management Limited is authorised and regulated by the Financial Conduct Authority in the United Kingdom. **Switzerland:** Morgan Stanley & Co. International plc, London, Zurich Branch Authorised and regulated by the Eidgenössische Finanzmarktaufsicht ("FINMA"). Registered with the Register of Commerce Zurich CHE-115.415.770. Registered Office: Beethovenstrasse 33, 8002 Zurich, Switzerland, Telephone +41 (0) 44 588 1000. Facsimile Fax: +41(0) 44 588 1074.

**U.S.**

A separately managed account may not be suitable for all investors. Separate accounts managed according to the Strategy include a number of securities and will not necessarily track the performance of any index. Please consider the investment objectives, risks and fees of the Strategy carefully before investing. A minimum asset level is required. For important information about the investment manager, please refer to Form ADV Part 2.

**Please consider the investment objectives, risks, charges and expenses of the funds carefully before investing. The prospectuses contain this and other information about the funds. To obtain a prospectus please download one at [morganstanley.com/im](http://morganstanley.com/im) or call 1-800-548-7786. Please read the prospectus carefully before investing.**

Morgan Stanley Distribution, Inc. serves as the distributor for Morgan Stanley funds.

**NOT FDIC INSURED | OFFER NO BANK GUARANTEE | MAY LOSE VALUE | NOT INSURED BY ANY FEDERAL GOVERNMENT AGENCY | NOT A DEPOSIT**

**Hong Kong:** This document has been issued by Morgan Stanley Asia Limited for use in Hong Kong and shall only be made available to "professional investors" as defined under the Securities and Futures Ordinance of Hong Kong (Cap 571). The contents of this document have not been reviewed nor approved by any regulatory authority including the Securities and Futures Commission in Hong Kong. Accordingly, save where an exemption is available under the relevant law, this document shall not be issued, circulated, distributed, directed at, or made available to, the public in Hong Kong. **Singapore:** This document should not be considered to be the subject of an invitation for subscription or purchase, whether directly or indirectly, to the public or any member of the public in Singapore other than (i) to an institutional investor under section 304 of the Securities and Futures Act, Chapter 289 of Singapore ("SFA"), (ii) to a "relevant person" (which includes an accredited investor) pursuant to section 305 of the SFA, and such distribution is in accordance with the conditions specified in section 305 of the SFA; or (iii) otherwise pursuant to, and in accordance with the conditions of, any other applicable provision of the SFA. In particular, for investment funds that are not authorized or recognized by the MAS, units in such funds are not allowed to be offered to

the retail public; any written material issued to persons as aforementioned in connection with an offer is not a prospectus as defined in the SFA and, accordingly, statutory liability under the SFA in relation to the content of prospectuses does not apply, and investors should consider carefully whether the investment is suitable for them. **Australia:** This publication is disseminated in Australia by Morgan Stanley Investment Management (Australia) Pty Limited ACN: 122040037, AFSL No. 314182, which accept responsibility for its contents. This publication, and any access to it, is intended only for "wholesale clients" within the meaning of the Australian Corporations Act.

**IMPORTANT INFORMATION**

**EMEA:** This communication has been issued by Morgan Stanley Investment Management Limited ("MSIM"). Authorised and regulated by the Financial Conduct Authority. Registered in England No. 1981121. Registered Office: 25 Cabot Square, Canary Wharf, London E14 4QA.

There is no guarantee that any investment strategy will work under all market conditions, and each investor should evaluate their ability to invest for the long-term, especially during periods of downturn in the market. Prior to investing, investors should carefully review the strategy's / product's relevant offering document. There are important differences in how the strategy is carried out in each of the investment vehicles.

**A separately managed account may not be suitable for all investors. Separate accounts managed according to the Strategy include a number of securities and will not necessarily track the performance of any index. Please consider the investment objectives, risks and fees of the Strategy carefully before investing.**

This material is a general communication, which is not impartial and has been prepared solely for informational and educational purposes and does not constitute an offer or a recommendation to buy or sell any particular security or to adopt any specific investment strategy. The information herein has not been based on a consideration of any individual investor circumstances and is not investment advice, nor should it be construed in any way as tax, accounting, legal or regulatory advice. To that end, investors should seek independent legal and financial advice, including advice as to tax consequences, before making any investment decision.

Except as otherwise indicated herein, the views and opinions expressed herein are those of the portfolio management team, are based on matters as they exist as of the date of preparation and not as of any future date, and will not be updated or otherwise revised to reflect information that subsequently becomes available or circumstances existing, or changes occurring, after the date hereof.

Forecasts and/or estimates provided herein are subject to change and may not actually come to pass. Information regarding expected market returns and market outlooks is based on the research, analysis and opinions of the authors. These conclusions are speculative in nature, may not come to pass and are not intended to predict the future performance of any specific Morgan Stanley Investment Management product.

Any weights and/or holdings referenced herein represent typical ranges and are not a maximum number. The portfolio may exceed this from time to time due to market conditions and outstanding trades.

Risk management implies an effort to monitor risk, but should not be confused with and does not imply low risk.

MSIM has not authorised financial intermediaries to use and to distribute this document, unless such use and distribution is made in accordance with applicable law and regulation. Additionally, financial intermediaries are required to satisfy themselves that the information in this document is suitable for any person to whom they provide this document in view of that person's circumstances and purpose. MSIM shall not be liable for, and accepts no liability for, the use or misuse of this document by any such financial intermediary.

This document may be translated into other languages. Where such a translation is made this English version remains definitive. If there are any discrepancies between the English version and any version of this document in another language, the English version shall prevail.

The whole or any part of this work may not be reproduced, copied or transmitted or any of its contents disclosed to third parties without MSIM's express written consent.

All information contained herein is proprietary and is protected under copyright law.

Morgan Stanley Investment Management ("MSIM") is the asset management business of Morgan Stanley. Assets are managed by teams representing different MSIM legal entities; portfolio management teams are primarily located in New York, Philadelphia, London, Amsterdam, Hong Kong, Singapore, Tokyo and Mumbai offices.



Explore our site at [www.morganstanley.com/im](http://www.morganstanley.com/im)